

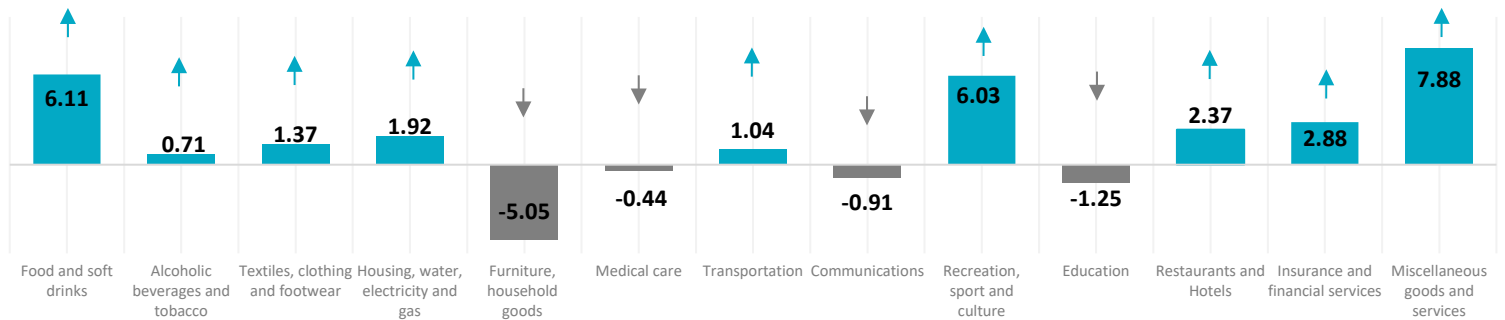
# The Consumer Price Index of Ras Al Khaimah

June 2024

## The average change rate by groups of goods and services from June 2023 till June 2024.

The consumer price index of Ras Al Khaimah increased by **1.80%** from June 2023 till June 2024.

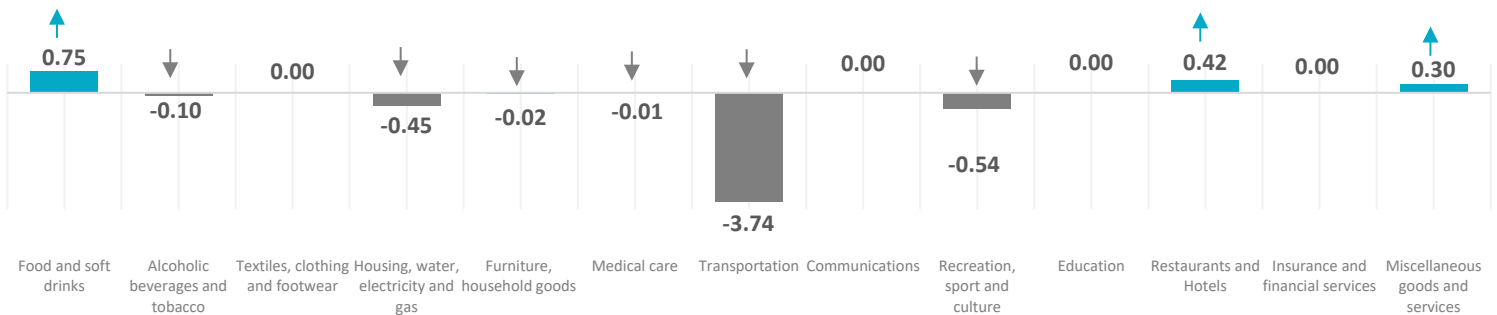
Change Rate between June 2024 and June 2023



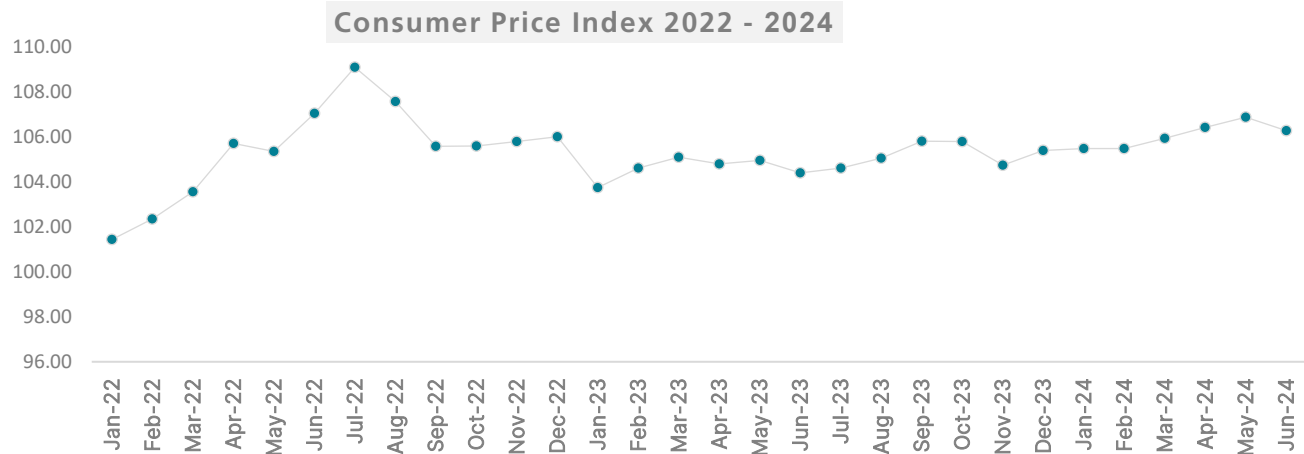
## The average change rate by groups of goods and services from May 2024 till June 2024.

The consumer price index of Ras Al Khaimah decreased by **-0.56%** from May 2024 till June 2024.

Change Rate between June 2024 and May 2024



The consumer price index for 2024 recorded a slight increase from 105.48 in January to 106.29 in June, by 0.76%. This is due to changes in some Groups of Expenditure, most importantly transport services, resulting from the rise in fuel prices locally and globally.



## Technical Notes

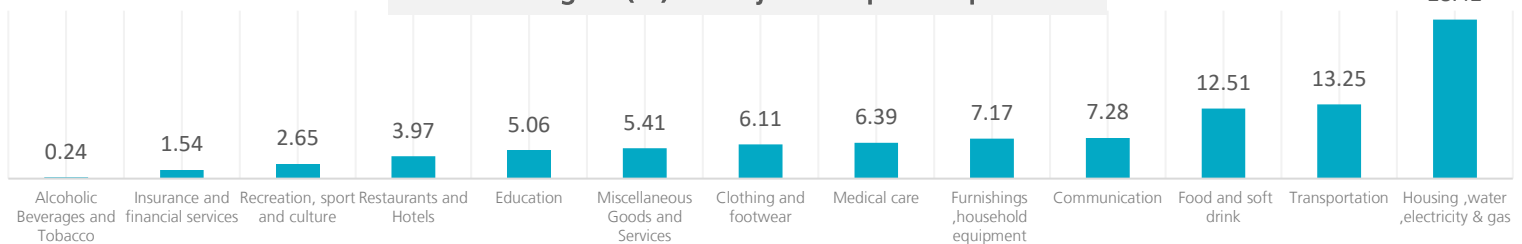
### Weights:

Goods and services weights are considered as the main element in the production of the index number. They are calculated based on the Households' Income & Expenditures survey.

The UAE and the center have adopted the data of the 2019' Households' Income & Expenditures survey in calculating goods and services weights. Also, 2021 has been adopted as the base year for the consumer price index.

Taking into the account the disparities in the relative shares of the goods and services in the total expenditure of the household, the relative shares were calculated in detail for each product then they were aggregated to come out with the final weights used in the index calculation.

### Relative Weights (%) of Major Groups of Expenditure



**The method of calculating the consumer price index:**

The index is calculated based on the Laspeyres Equation. According to this formula the importance of each product is given by the quantities used in the base year. The cost of a group of commodities at current prices, is divided by the cost of the same group of commodities at base period prices. The general index calculation starts with the calculation of each product's index then it is aggregated to reach the group level, then the groups indices are aggregated until we reach the general index.

The index is calculated by the average monthly price indices, for example, the annual price index is calculated by the average mean for 12 months.

**Exhaustiveness & Coverage:**

The consumer price index covers all the consumption expenditures of the citizen and non-citizen families, but it doesn't include loan installments, income tax, buying houses, and stocks, or any other financial assets. The consumer basket of 2021 (base year) includes around 2300 goods and services, that were grouped in 13 groups as per the United Nations Classification of Individual Consumption by Purpose. Prices are collected from around 200 outlets in the emirate of Ras Al Khaimah. The frequency of price collection is related to the nature of the good or the service, for example, the prices of fruits and vegetables are collected weekly, but the prices of other food products and consumable goods, and oil prices are collected monthly. Rents, electronic devices, culture and recreation, and personal goods are collected quarterly. Education and health related prices are collected annually.



## Main Tables

## Consumer Price Index and Change Rate between June 2024 and June 2023

Major Groups of Expenditure	نسبة التغير Change%	يونيو 2023 June-23	يونيو 2024 June-24	مجموعات الانفاق الرئيسية
<b>Index</b>	1.80	104.41	106.29	<b>الرقم القياسي العام</b>
Food and soft drinks	6.11	109.51	116.20	الأغذية والمشروبات غير الكحولية
Alcoholic beverages and tobacco	0.71	100.81	101.53	المشروبات الكحولية والتبغ
Textiles, clothing and footwear	1.37	104.61	106.04	الملابس والاحذية
Housing, water, electricity and gas	1.92	99.58	101.49	السكن، والمياه، والكهرباء، والغاز
Furniture, household goods	-5.05	100.91	95.82	التجهيزات والمعدات المنزلية
Medical care	-0.44	100.61	100.17	خدمات الصحة
Transportation	1.04	114.96	116.16	خدمات النقل
Communications	-0.91	100.21	99.31	الاتصالات
Recreation, sport and culture	6.03	109.40	116.00	الترويح والثقافة
Education	-1.25	100.81	99.55	التعليم
Restaurants and Hotels	2.37	108.18	110.74	المطاعم والفنادق
Insurance and financial services	2.88	101.83	104.75	التأمين والخدمات المالية
Miscellaneous goods and services	7.88	105.69	114.01	سلع وخدمات متنوعة
Base year 2021		سنة الأساس 2021		

## Consumer Price Index and Change Rate between June 2024 and May 2024

Major Groups of Expenditure	نسبة التغير Change%	مايو 2024 May-24	يونيو 2024 June-24	مجموعات الانفاق الرئيسية
<b>Index</b>	-0.56	106.89	106.29	<b>الرقم القياسي العام</b>
Food and soft drink	0.75	115.33	116.20	الأغذية والمشروبات غير الكحولية
Alcoholic beverages and tobacco	-0.10	101.64	101.53	المشروبات الكحولية والتبغ
Clothing and footwear	0.00	106.04	106.04	الملابس والاحذية
Housing, water, electricity & gas	-0.45	101.95	101.49	السكن، والمياه، والكهرباء، والغاز
Furnishings, household equipment	-0.02	95.84	95.82	التجهيزات والمعدات المنزلية
Health	-0.01	100.18	100.17	خدمات الصحة
Transport	-3.74	120.67	116.16	خدمات النقل
Communications	0.00	99.30	99.31	الاتصالات
Recreation & culture	-0.54	116.63	116.00	الترويح والثقافة
Education	0.00	99.55	99.55	التعليم
Restaurants and hotels	0.42	110.28	110.74	المطاعم والفنادق
Insurance and financial services	0.00	104.75	104.75	التأمين والخدمات المالية
Miscellaneous goods and services	0.30	113.67	114.01	سلع وخدمات متنوعة
Base year 2021		سنة الأساس 2021		