

Foreign Trade Report

حكومة رأس الخيمة
Government of Ras Al Khaimah
مركز رأس الخيمة للإحصاء والدراسات
RAK Center for Statistics & Studies



Fourth Quarter - 2021

Main Points:

● **4,624** million dirhams is the size of total trade in Ras Al Khaimah in the fourth quarter of 2021

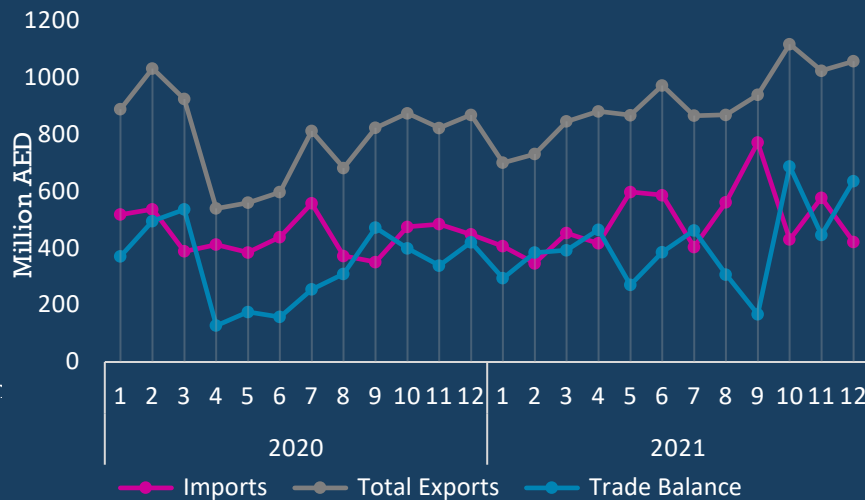
● **69%** share of total exports in total trade

● **31%** share of imports in total trade

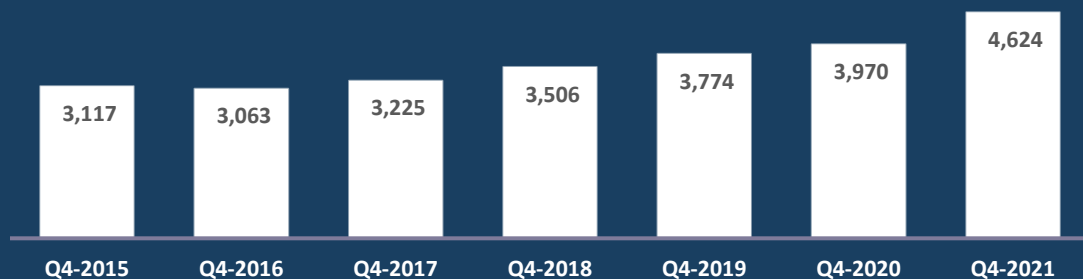
● **16%** increase in the trade size compared with the same quarter in 2020

● **25%** increase in total exports compared with the same quarter in 2020

A quarterly bulletin issued by Ras Al Khaimah Center for Statistics and Studies, contains foreign trade data received from the Customs Department in Ras Al Khaimah, which includes foreign trade data made through the emirate's ports.



International Trade for the Fourth Quarters Through Ras Al Khaimah ports 2015-2021(million AED)



Introduction

Foreign trade Statistics are important statistics, they enable the production of a wide group of statistical indicators that show movement of goods that entered or exited from emirates ports (Marine, land, and air). The department of customs in Ras Al Khaimah is the main source of the data, as it monitors the trade movement through 12 custom centers in the emirate.

The data in the report, covers all the trade movement through the emirate's ports to the outside world; it does not include trade transactions of Ras Al Khaimah done through the ports in other emirates.

The center has adopted the general trade system in producing trade data based on international

recommendations to adopt this system to produce the data.

The center extends its sincere thanks to the customs department in Ras Al Khaimah for its full collaboration with the center in providing the data to produce the foreign trade statistics.

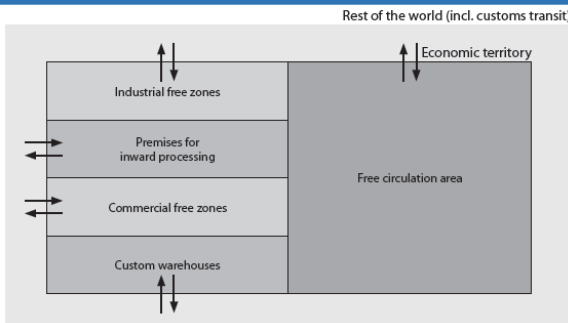
Notes

- The data in the report is preliminary data
- Any difference in totals is because of rounding
- "0" = The value is less than one million dirham
- "-" = The value equals zero.

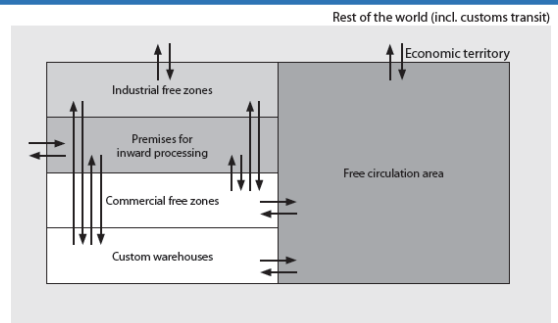
Concepts and Terminology

- The economic territory: is the area under the effective economic control of a single Government in which it gets things done effectively.
- The General trade system and the Special trade system: The general trade system is in use when the statistical territory in a country coincides with the economic territory. while the special trade system is in use when the statistical territory comprises only a particular part of the economic territory.

General trade system



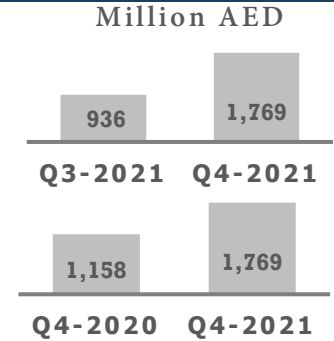
Special trade system



Trade Balance & Imports

Trade Balance

The trade balance has a surplus of 1,769 million dirhams in the fourth quarter of 2021, increasing by 89% in comparison with the third quarter of the same year, and has increasing by 53% in comparison with the same quarter of the previous year.

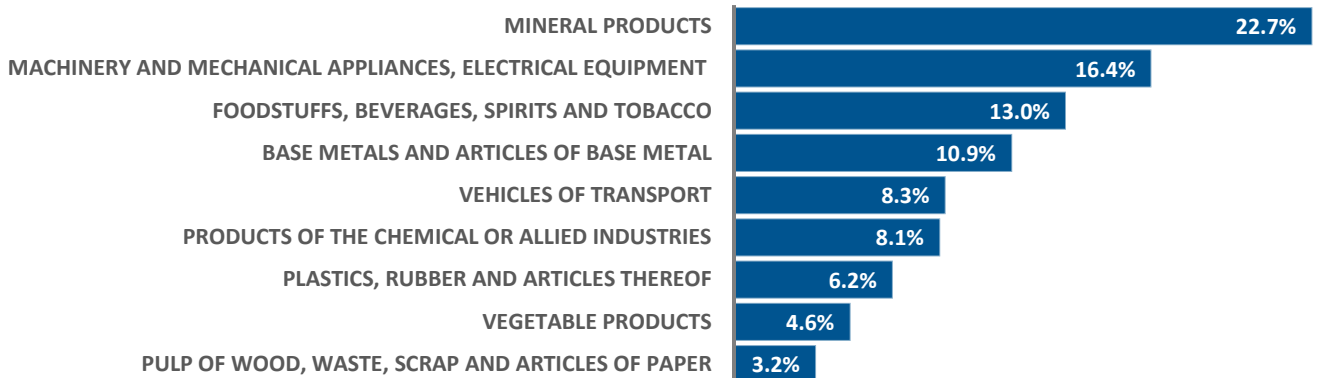


Imports

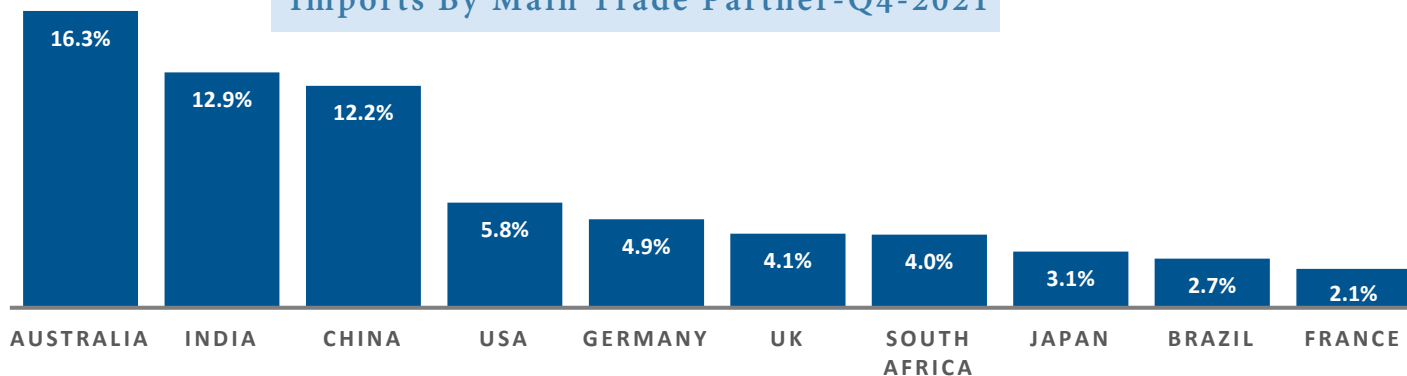
The total imports were 1,428 million dirhams in the fourth quarter in the 2021 comparing it with 1,735 million dirhams in the third quarter of 2021, decreasing by 18%, and comparing it with the same quarter of the previous year, the data showed that the increase was approximately 2%.

As for the country of origin, 16% of the imports were from Australia, 13% from India and 12% from China. As for the types of the imported goods, the data showed that the imports of mineral products were in the first place with a value of around 324 million dirhams followed by the machinery and mechanical appliances and electrical equipment with 234 million dirhams and Foodstuffs, Beverages, Spirits and Tobacco 186 million dirhams.

Imports By Type Of Commodity-Q4-2021



Imports By Main Trade Partner-Q4-2021



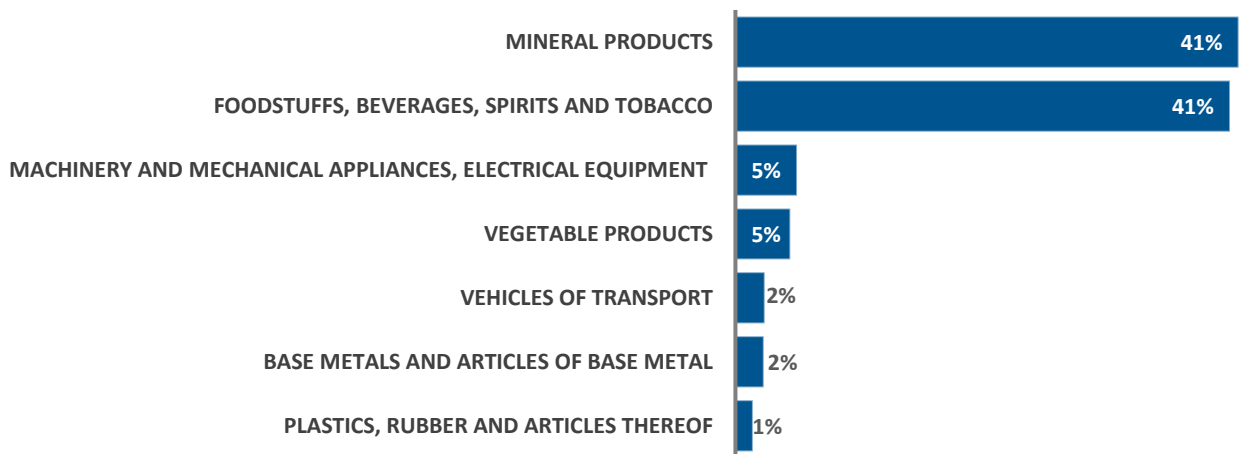
Exports

In comparison with the third quarter of 2021, exports increased by 22% in the fourth quarter of 2021 and reached around 2,800 million dirhams in the fourth quarter. By comparing it with the fourth quarter of the previous year (2020), it increased by 26% where the total exports were 2,230 million dirhams in the fourth quarter of 2020.

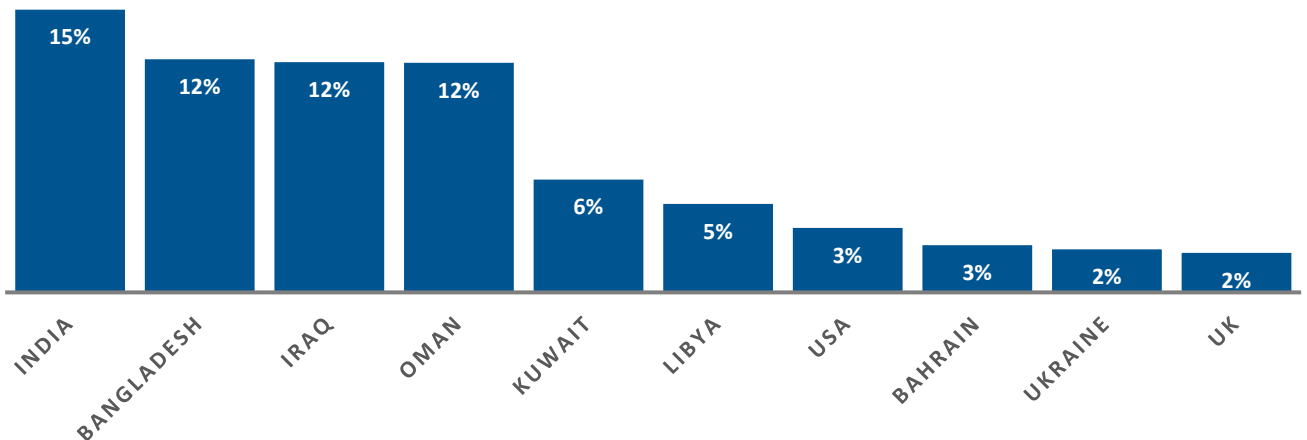
The data showed that most of the exports were in the mineral products, the exports of this group were around 1,157 million dirhams, followed by foodstuffs, beverages, spirits and tobacco products with 1,138 million dirhams.

Based on the destination, exports to India were 15% in the fourth quarter of the year, exports to Bangladesh were 12%, and exports to Iraq were 12% of total exports.

Exports By Type Of Commodity-Q4-2021



Exports By Main Trade Partner-Q4-2021



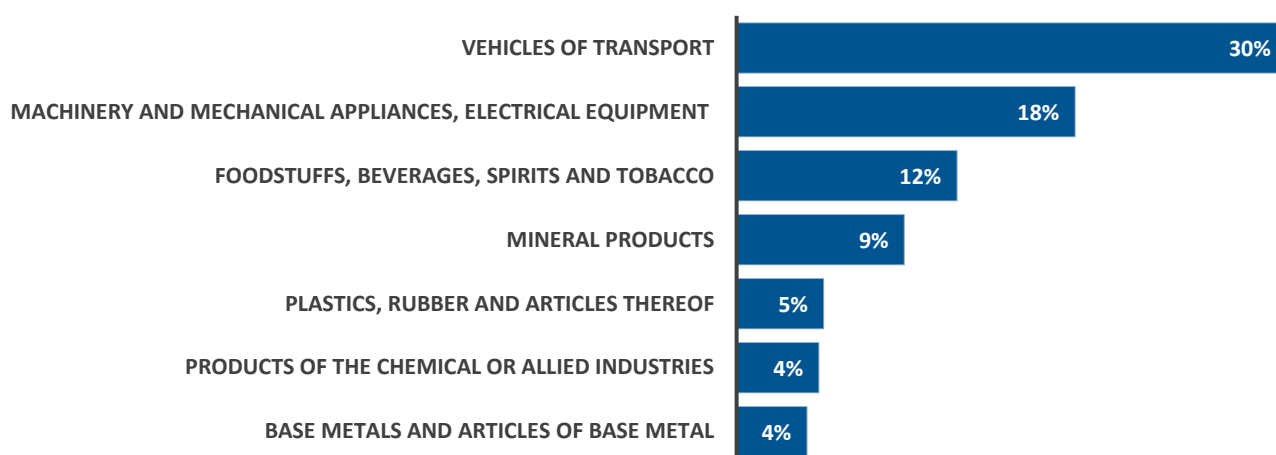
Re-exports

In the fourth quarter of 2021, the total of re-exports were around 396 million dirhams, increasing by 7% in comparison with the previous quarter (Q3 - 2021). By comparing it with the fourth quarter of the previous year, data shows that there is an increase in re-exports by 18%.

The data showed that re-exports of vehicles of transport were 118 million dirhams and of machinery and mechanical appliances, electrical equipment were around 73 million dirhams.

Based on the trade partner, out of total re-exports, the re-exports to Oman were 43%, to Singapore 7%, and to Germany 5%.

Re-exports By Type Of Commodity-Q4-2021



Notes

- Data source: Data of customs transactions from the Customs Department in Ras Al Khaimah.
- Methodology of the data production: The data was produced based on the General System of Foreign Trade.
- Coverage: The data contains all the transactions of importing, exporting, and re-exporting, done through the customs ports of Ras Al Khaimah, therefore, the data in this report does not include the foreign trade data of the emirate of Ras Al Khaimah done through other emirates.
- Manuals and classifications used:
 - The Harmonised System
 - International Merchandise Trade Statistics.



Tables

in million AED

International Trade through Ras Al Khaimah Ports by Country Groups

COUNTRY	IMPORTS	EXPORTS	RE- EXPORTS
GCC	55	585	176
Other Arab Countries	41	601	30
Non-Arab Asian Countries	525	1031	71
African-Non-Arabic Countries	107	138	39
European Countries	333	272	66
American Counties	132	160	14
Oceanic Counties	234	13	0
Other Countries not Classified	0	1	0
Total	1,428	2,800	396

International Trade through Ras Al Khaimah Ports by Sections of H.S

THE HARMONISED SYSTEM	IMPORTS	EXPORTS	RE- EXPORTS
LIVE ANIMALS AND THEIR PRODUCTS	28	1	6
VEGETABLE PRODUCTS	65	126	9
ANIMAL OR VEGETABLE FATS, OILS AND WAXES	0	1	0
FOODSTUFFS, BEVERAGES, SPIRITS AND TOBACCO	186	1,138	47
MINERAL PRODUCTS	324	1,157	36
PRODUCTS OF THE CHEMICAL OR ALLIED INDUSTRIES	115	19	18
PLASTICS, RUBBER AND ARTICLES THEREOF	89	40	19
ARTICLES OF LEATHER AND ANIMAL GUT; TRAVEL GOODS	0	0	0
ARTICLES OF WOOD, CORK; BASKETWARE AND WICKERWORK	6	0	6
PULB OF WOOD, WASTE, SCRAP AND ARTICLES OF PAPER	46	1	3
TEXTILES AND TEXTILE ARTICLES	34	7	15
FOOTWEAR, UMBRELLAS, ARTICLES OF FEATHER & HAIR	4	0	6
ARTICLES OF STONE MICA; CERAMIC PRODUCTS AND GLASS	7	36	4
PEARLS, STONES, PRECIOUS METALS AND ITS ARTICLES	0	0	0
BASE METALS AND ARTICLES OF BASE METAL	156	65	15
MACHINERY AND MECHANICAL APPLIANCES, ELECTRICAL EQUIPMENT	234	142	73
VEHICLES OF TRANSPORT	118	67	118
PHOTOGRAPHIC, MEDICAL, MUSICAL INSTRUMENTS & PARTS	11	0	3
ARMS AND AMMUNITION; PARTS & ACCESSORIES	-	-	10
MISCELLANEOUS MANUFACTURED ARTICLES	5	0	7
PIECES AND ANTIQUES 'WORKS OF ART, COLLECTORS	-	0	0
Total	1,428	2,800	396